

Features

- ◆ Highest power density in 5.0" x 3.0" footprint
- ◆ Supplies 200 W (convection cooling!)
- ◆ Highest efficiency up to 95%
- ◆ Operating temperature range -25°C to $+70^{\circ}\text{C}$
- ◆ Universal input 85 – 264 VAC
- ◆ Compliance with EN 61000-3-2 (PFC)
- ◆ Power Back immunity
- ◆ Low leakage current
- ◆ Protection class I and class II
- ◆ 3-year product warranty



The new TOP-200 Series AC/DC Power Supplies feature the highest power rating in the industry standard 3.0" x 5.0" (76.2 x 127 mm) footprint. They can supply up to 200 W output power with convection cooling over an industrial operating temperature range of -25°C to $+70^{\circ}\text{C}$. This performance could be realized by a state of the art design providing an extremely high efficiency of $>90\%$ which eliminates the need for a dedicated power supply cooling fan.

Compliance with global safety and EMC standards qualify these power supplies for worldwide markets. Approved for Class I and Class II applications, these switchers are suitable for industrial and IT systems but also for consumer products. High reliability is provided by use of industrial quality grade components and an excellent thermal management. This product offers an interesting power supply solution for many space and cost critical applications in commercial and industrial electronic equipment.

Models

Order Code	Output Power max.	Output Voltage (fixed)	Output Current max.
TOP 200-112	200 W	12 VDC	16 A
TOP 200-115		15 VDC	13 A
TOP 200-124		24 VDC	8.3 A
TOP 200-148		48 VDC	4.2 A

Input Specifications

Input voltage	– nominal – AC input range	120 – 240 VAC (universal input) 85 – 264 VAC with derating at low input see power derating graph 1
Input frequency		47 – 63 Hz
Harmonic limits		EN 61000-3-2, class A
Zero load power consumption		3.6 W
Recommended circuit breaker		6 A (characteristic C) or slow blow fuse. For protection class II use two fuses (line and neutral)

Output Specifications

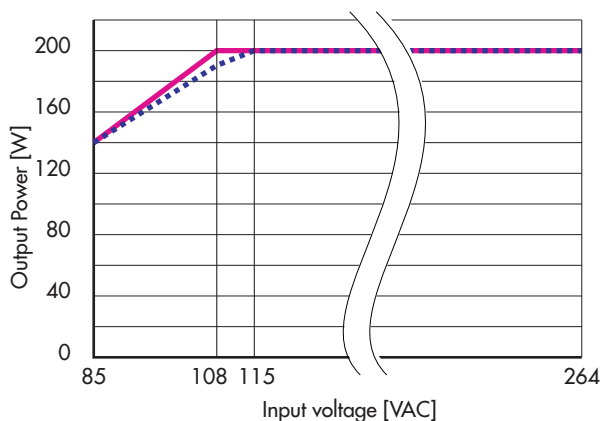
Regulation	– Input and Load variation	1.0 % max.
Ripple and noise (20Mhz Bandwidth)		<120 mVp-p <150 mVp-p for 48 VDC models
Overvoltage protection	12 & 15 VDC models: 24 & 48 VDC models:	>150 % of Vout >125 % of Vout
Power back immunity	12 VDC model: 15 VDC model: 24 VDC model: 48 VDC model:	16 V (18 V for 1 sec) 20 V (23 V for 1 sec) 35 V (40 V for 1 sec) 63 V (68 V for 1 sec)
Overload protection by current limit		at 120 – 150 % Iout max.
Short circuit protection		foldback (automatic recovery)
Capacitive load	12 & 15 VDC models: 24 VDC model: 48 VDC model:	15'000 µF max. 4'000 µF max. 1'000 µF max.

General Specifications

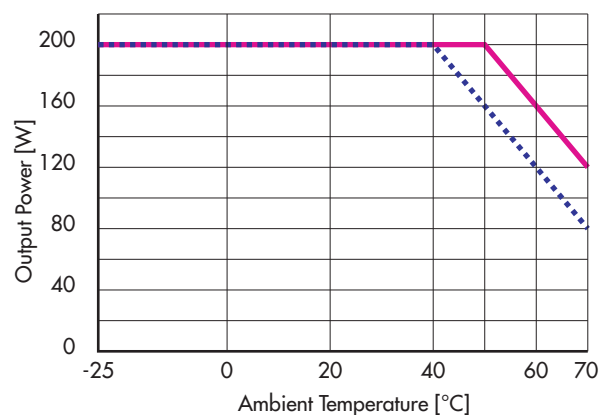
Operating temperature	– derating	-25°C to +70°C (convection cooling) see power derating graph 2
-----------------------	------------	---

Power derating

Graph 1:
In respect to input voltage



Graph 2:
in respect to ambient temperature

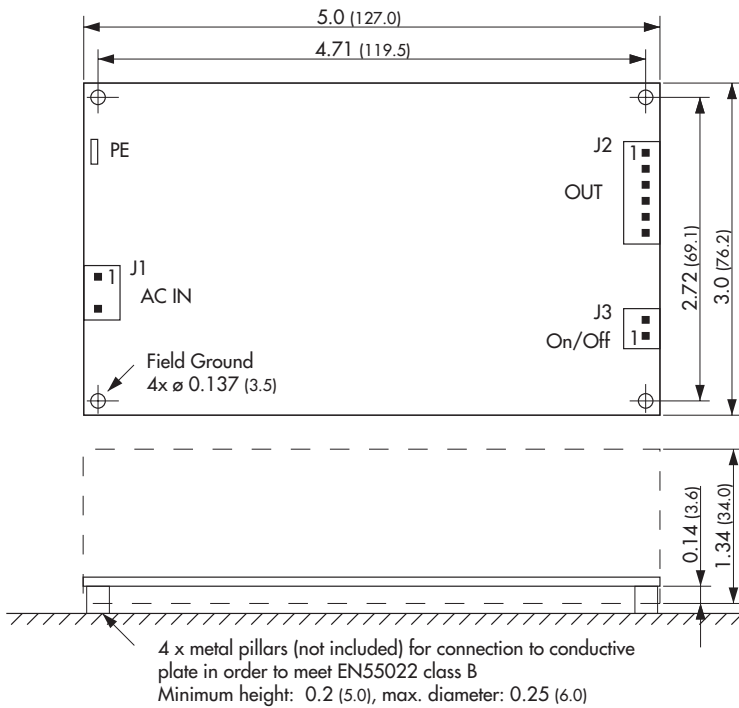


..... 12 & 15 VDC models — 24 & 48 VDC models

General Specifications

Humidity (non condensing)		0 – 95 % rel. H max.
Efficiency	– Vin = 115 VAC	12 & 15 VDC models: 88 – 91 %
		24 & 48 VDC models: 90 – 93 %
	– Vin = 230 VAC	12 & 15 VDC models: 90 – 93 %
		24 & 48 VDC models: 92 – 95 %
Switching frequency		100 kHz typ. (pulse width modulation)
Hold-up time		10 ms typ.
Start-up time	– Vin = 115 VAC	<3.0s
	– Vin = 230 VAC	<2.0s
Remote On/Off	– Off: connection to secondary ground	J3 pin 1 connected to secondary ground will turn the unit off. Output voltage may pulse to 20% of nominal output voltage.
	– Off: applying external current	J3 pin 2 connected to an external current source of 10 mA will turn the unit off (no pulsing output)
	– On: open contacts	J3 pin 1 & 2 open.
Isolation voltage	– Input / Output	3000 VAC
	– Input / Field Ground	1500 VAC
	– Output / Field Ground	500 VAC
Isolation resistance (at 500 VDC)		100 Mohm min.
Earth leakage current		500 µA max.
Reliability, calculated MTBF at +25°C acc. to IEC 61709		www.tracopower.com/products/top200-mtbf.pdf
Safety class (for built in use only)		class I, class II prepared with second fuse
Electromagnetic compatibility (EMC), emissions	– Conducted input RI suppression	EN 55022, class B (conductive plane to be connected to field ground)
	– Harmonic current emissions	IEC/EN 61000-3-2, class A
Electromagnets compatibility (EMC), immunity	– Electrostatic discharge ESD	IEC/EN 61000-4-2
	– RF field immunity	IEC/EN 61000-4-3
	– Electrical fast transients/burst immunity	IEC/EN 61000-4-4
	– Surge	IEC/EN 61000-4-5
	– Conducted RF	IEC/EN 61000-4-6
	– Voltage dip	IEC/EN 61000-4-11
Safety approvals and Certificate	– CB test certificate for IEC/EN 60950-1	www.tracopower.com/products/top200-cb.pdf
	– SIQ certificate (IEC/EN 60950-1)	www.tracopower.com/products/top200-siq.pdf
	– CSA certificate for UL/cUL 60950-1	www.tracopower.com/products/top200-csa.pdf
	– Bureau Veritas for other standards	www.tracopower.com/products/top200-bv.pdf
Environment	– Vibration acc. IEC 60068-2-6;	3 axis, sine sweep, 10 – 55Hz, 0.075 mm
	– Shock acc. IEC 60068-2-27	3 axis, 15g half sine, 11ms
Connection		pin connector (Molex)
Weight		315 g (8.93 oz)
Installation instruction		www.tracopower.com/products/top200-inst.pdf

Dimensions



J1: Molex Series 41791
mates with Molex crimp terminal: 08-52-0072
and terminal housing: 09-50-3031

J2: Molex Series 41791
mates with Molex crimp terminal: 08-52-0072
and terminal housing: 09-50-3061

J3: Molex Series KK
mates with Molex crimp terminal: 08-50-0032
and terminal housing: 22-01-2025

PE: Faston
mates with TAB-6.3 (1/4")

Dimensions in Inch, () = mm

J1	
Pin	
1	AC in L
2	AC in N

J2	
Pin	J2
1	+ Vout
2	+ Vout
3	+ Vout
4	- Vout
5	- Vout
6	- Vout

J3	
Pin	
1	contact
2	current

PE to connect to protective earth if used as safety class I unit
J3 pin 1 connected to secondary ground will turn the unit off.
Output voltage may pulse to 20% of nominal output voltage.
J3 pin 2 connected to an external current source of 10 mA will turn the unit off (no pulsing output)
J3 pin 1 & 2 open: Unit is on