

### Features :

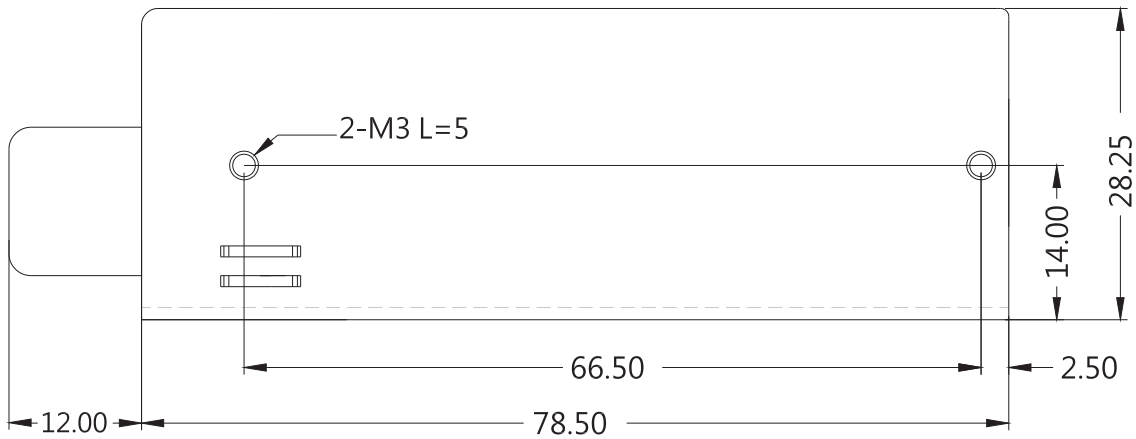
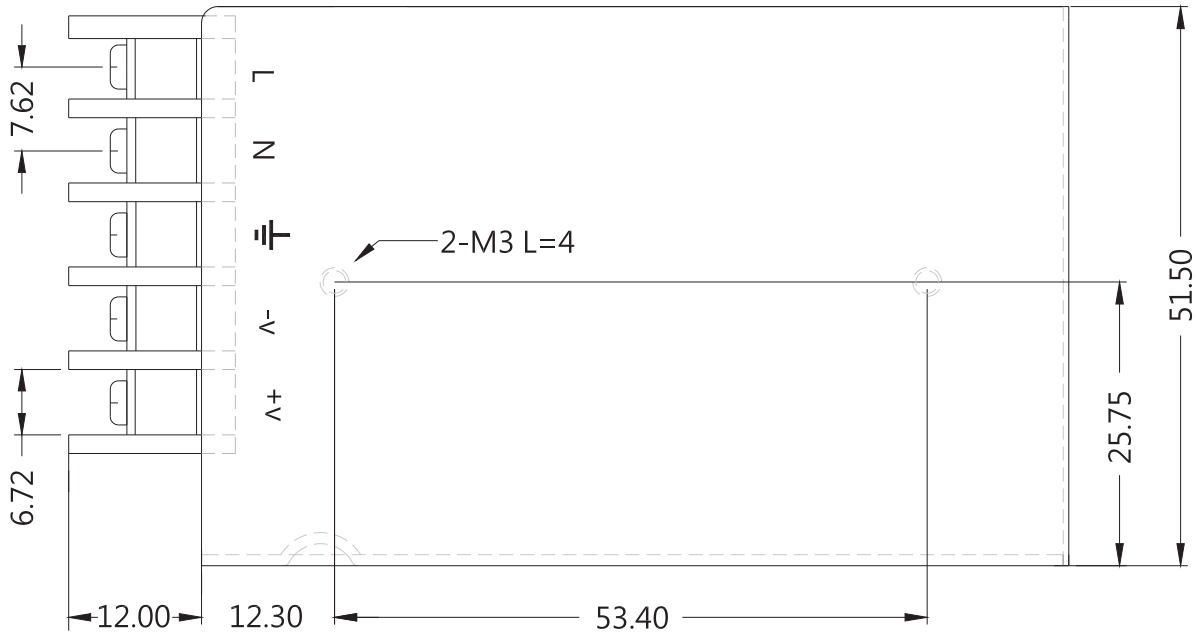
- Green design, No-load power consumption < 0.5W
- Universal AC input / Full range
- Protections: Short circuit / Over load / Over voltage  
Brown-out ( Low AC Input voltage )
- Cooling by free air convection
- Power ON with LED indicator
- All using 105°C long life electrolytic capacitors
- High operation temperature up to 70°C
- 100% full load burn-in test
- Withstand 5G vibration test
- High efficiency , long life and high reliability
- 3 years warranty



MODEL		GE-25-3.3	GE-25-05	GE-25-12	GE-25-15	GE-25-24	GE-25-48
OUTPUT	DC Voltage Range	3.3V	5V	12V	15V	24V	48V
	Rated Current	6A	5A	2.1A	1.7A	1.1A	0.57A
	Current Range	0 ~ 6A	0 ~ 5A	0 ~ 2.1A	0 ~ 1.7A	0 ~ 1.1A	0 ~ 0.57A
	Rated Power	19.8W	25W	25.2W	25.5W	26.4W	27.36W
	Ripple & Noise (max.)	100 mv	100 mv	120 mv	120 mv	120 mv	200 mv
	Voltage Adjustment Range	±10%					
	Voltage Tolerance	±3%	±2%	±1%	±1%	±1%	±1%
	Line Regulation	±0.5%					
	Load Regulation	±2.0%	±1.0%	±0.5%	±0.5%	±0.5%	±0.5%
Setup, Rise Time	800ms, 80ms/230VAC 1000ms, 80ms/115VAC at full load						
Hold Up Time	> 32ms / 230VAC > 10ms / 115VAC at full load						
INPUT	Voltage Range	88V ~ 264VAC		125 ~ 373VDC (Withstand 300VAC surge for 5sec. Without damage)			
	Frequency Range	50Hz / 60Hz					
	Efficiency (Typ.) at 230Vac	74%	83%	85%	86%	87%	88%
	AC Current (Typ.)	0.7 A / 115VAC		0.35A / 230VAC			
	Inrush Current (Typ.)	Cold Start 30A / 230VAC					
Leakage Current	< 2mA / 240VAC						
Protection	Over Load	> 110 % rated output power Protection type : Hiccup mode, recovers automatically after fault condition is removed					
	Over Voltage	115% ~ 150% rated output voltage Protection type : latch-off mode					
Environment	Working Temp.	-25°C ~ 70°C (Refer to output load de-rating curve)					
	Working Humidity	20 ~ 90% RH non-condensing					
	Storage Temp., Humidity	-40 ~ +85°C 10 ~ 95% R.H					
	Temp.Coefficient	±0.03%/°C (0 ~ 50°C)					
Safety & EMC	Vibration	10 ~ 500Hz, 5G 10min/1cycle, period for 60 min each along X,Y,Z axes					
	Safety Standards	UL 60950-1, 2 <sup>nd</sup> Edition, TUV EN60950-1 : 2006+A11 Approved					
	Withstand Voltage	I/P - O/P: 3KVAC (4242 DC) I/P - FG: 1.5KVAC (2121 DC) O/P-FG: 0.5KVAC (707 DC), 1 minute					
	Isolation Resistance	I/P - O/P, I/P - FG, O/P - FG: 100M Ohms / 500VDC					
	EMI Conduction & Radiation	EN55022: 1998+A1: 2000+A2: 2003 Class B					
	Harmonic Current	EN61000-3-2: 2000+A2: 2005 Class A, EN61000-3-3: 1995+A1: 2001					
Others	EMS Immunity	EN61204-3: 2000, EN55024: 1998+A1: 2001+A2: 2003 light industry level, criteria A					
	MTBF	620.3K HRS Compliance: MIL-HDBK-217F					
	Dimension (L*W*H)(mm)	79x51x28					
	Packing	0.18kg ; 60Pcs/13kg					
Note	<ol style="list-style-type: none"> <li>1. All parameters NOT specially mentioned are measured at 230VAC input, rated load and 25°C of ambient temperature.</li> <li>2. Ripple &amp; noise are measured at 20MHz of bandwidth by using a 12" twisted pair-wire terminated with a 0.1uf &amp; 47 uf parallel capacitor.</li> <li>3. Tolerance: includes set up tolerance, line regulation and load regulation.</li> <li>4. Line regulation is measured from low line to high line at rated load.</li> <li>5. Load regulation is measured from 0% to 100% rated load.</li> <li>6. The power supply is considered a component which will be installed into a final equipment. The final equipment must be re-confirmed that it still meets EMC directives.</li> <li>7. Length of set up time is measured at cold first start. Turning ON/OFF the power supply very quickly may lead to increase of the set up time</li> </ol>						

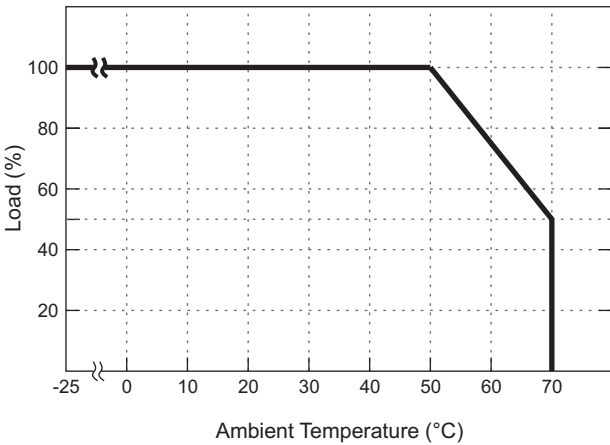
**Mechanical Specification**

Unit : mm



**De-rating Curve**

Load V.S Temp.



Load V.S I/P Voltage

