



CFM200S SERIES

200 WATT SINGLE OUTPUT U FRAME AC-DC MODULES WITH PFC



Features

- * 1.5" Low Profile, 4"X6" Footprint
- * Universal Input: 90-264Vac
- * Active PFC Meets EN61000-3-2
- * Meets CISPR/FCC Class B
- * High Efficiency at 80% Typical
- * Remote Voltage Sense
- * PS ON/OFF Remote Control (Inhibit PSU by adding Logic High)
- * Active Current Sharing
- * AC OK Signal
- * DC OK Signal



Ordering information

CFM200S-XXX - **XXX**
 Model No. Cover & Fan
 001: Without Top Cover & Fan
 002: With Top Cover & Fan

MODEL	OUTPUT VOLTAGE	MAX. LOAD	MIN. LOAD	RIPPLE & NOISE	VOLTAGE ACCURACY	LINE REGULATION	LOAD REGULATION
CFM200S-033	+3.3V	40.0A	0	1%	±1%	±1%	±1%
CFM200S-050	+5.0V	40.0A	0	1%	±1%	±1%	±1%
CFM200S-090	+9.0V	22.2A	0	1%	±1%	±1%	±1%
CFM200S-120	+12V	16.7A	0	1%	±1%	±1%	±1%
CFM200S-150	+15V	13.4A	0	1%	±1%	±1%	±1%
CFM200S-180	+18V	11.2A	0	1%	±1%	±1%	±1%
CFM200S-240	+24V	8.4A	0	1%	±1%	±1%	±1%
CFM200S-280	+28V	7.2A	0	1%	±1%	±1%	±1%
CFM200S-300	+30V	6.7A	0	1%	±1%	±1%	±1%
CFM200S-360	+36V	5.6A	0	1%	±1%	±1%	±1%
CFM200S-480	+48V	4.2A	0	1%	±1%	±1%	±1%

Specifications

INPUT SPECIFICATIONS:

AC Input Voltage 90~264Vac
 Frequency 47 to 63Hz
 Inrush Current120A max. @ 240VAC
 Conducted EMI CISPR/FCC Class B
 Isolation Input to output = 4242VDC
 Leakage Current 3.5mA max.

OUTPUT SPECIFICATIONS:

Total Rated Output Power200W(with 30CFM air flow or optional fan)
 Current Share (Parallel Operation)Single wire current sharing(CSW)
 Remote Voltage Sense Compensates for wire voltage drop
 Hold-up Time 16ms typ.
 Short Circuit Protection Continuous
 Over Voltage ProtectionYES

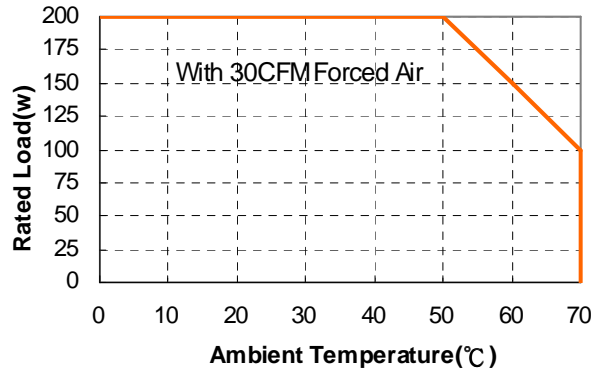
ENVIRONMENTAL CHARACTERISTICS:

Operating Temperature 0 ~ 70°C
 50~70°C with 2.5%/°C Derating
 PSU will be in thermal protection for exceeding the rated power output
 or the operating temperature
 Storage Temperature -20~85°C

MECHANICAL CHARACTERISTICS:

Standard U Frame 5.91x3.94x1.50 Inches(150.0x100.0x38.1mm)
 With Optional Fan 5.91x4.00x2.30 Inches(150.0x101.6x58.5mm)
 Weight 700g (800g with top Cover and Fan)

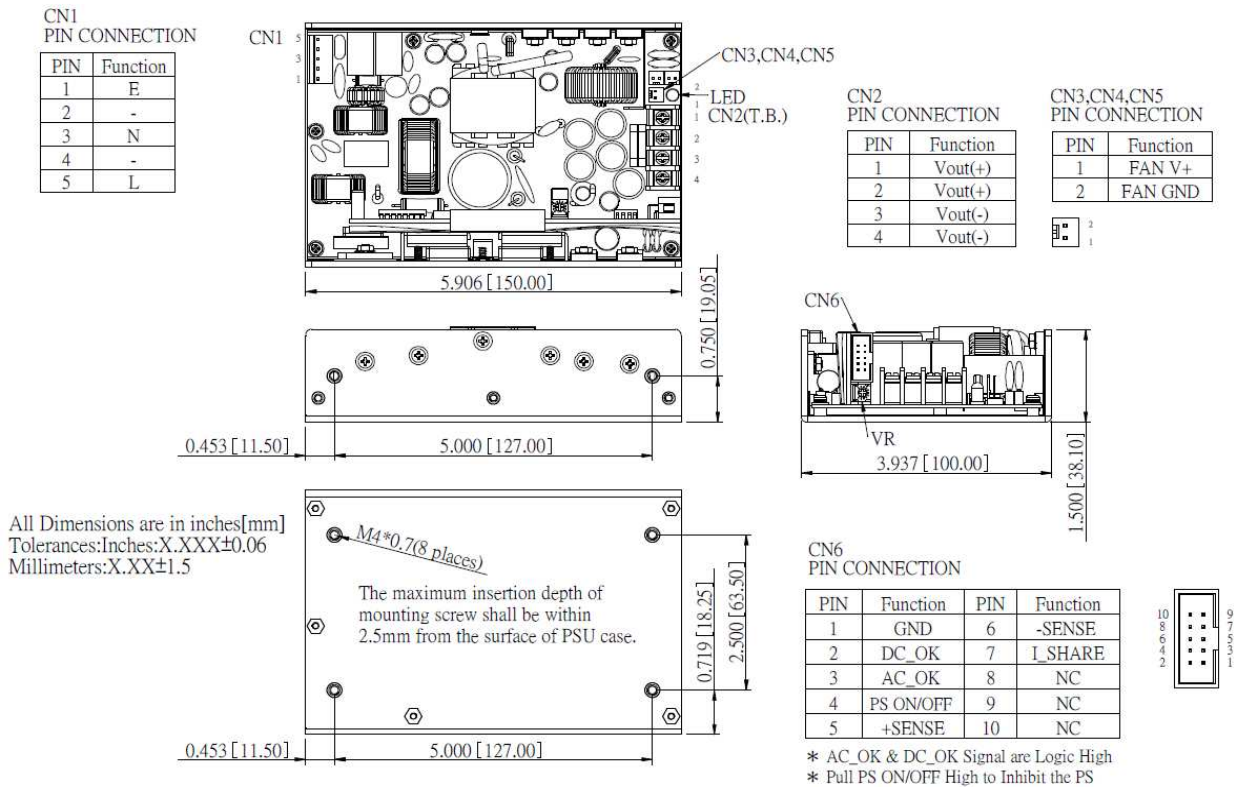
CFM200S Series Derating Curve



NOTE:

- Optional function can be added when ordering:
 Top Cover with Fan (when forced air is needed)
- Add a 0.1uF ceramic capacitor and a 47uF E.L. capacitor to output for Ripple & Noise measuring @20MHz BW.
- Voltage accuracy is set at 60% rated load and 25°C Ta.
- Line regulation is measured from High Line to Low Line with rated load.
- Load regulation is measured at 60%±40% rated load.
- Dimensions tolerance : +/- 1.5mm.
- Connectors:
 CN1(AC Input) : Molex 5273-05A or equivalent
 CN2(DC Output) : Molex 38700-7504 or equivalent
 CN6(Signals) : Molex 70247-10 or equivalent
 CN3,CN4,CN5(FAN) : Molex 5045-02A or equivalent

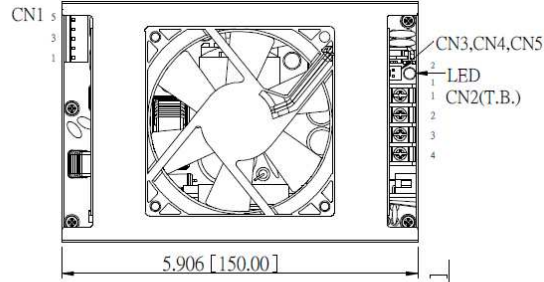
Mechanical Specification



Mechanical Specification

CN1
PIN CONNECTION

PIN	Function
1	E
2	-
3	N
4	-
5	L

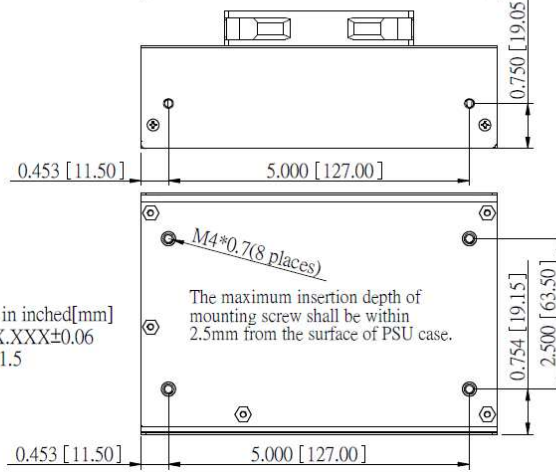


CN2
PIN CONNECTION

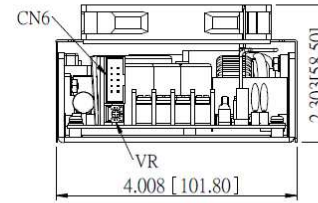
PIN	Function
1	Vout(+)
2	Vout(+)
3	Vout(-)
4	Vout(-)

CN3,CN4,CN5
PIN CONNECTION

PIN	Function
1	FAN V+
2	FAN GND

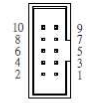


All Dimensions are in inches[mm]
Tolerances:Inches:X.XXX±0.06
Millimeters:X.XX±1.5



CN6
PIN CONNECTION

PIN	Function	PIN	Function
1	GND	6	-SENSE
2	DC_OK	7	I_SHARE
3	AC_OK	8	NC
4	PS ON/OFF	9	NC
5	+SENSE	10	NC



* AC_OK & DC_OK Signal are Logic High
* Pull PS ON/OFF High to Inhibit the PS

Typical at 25°C, nominal line and 60% rated load, unless otherwise Specified